

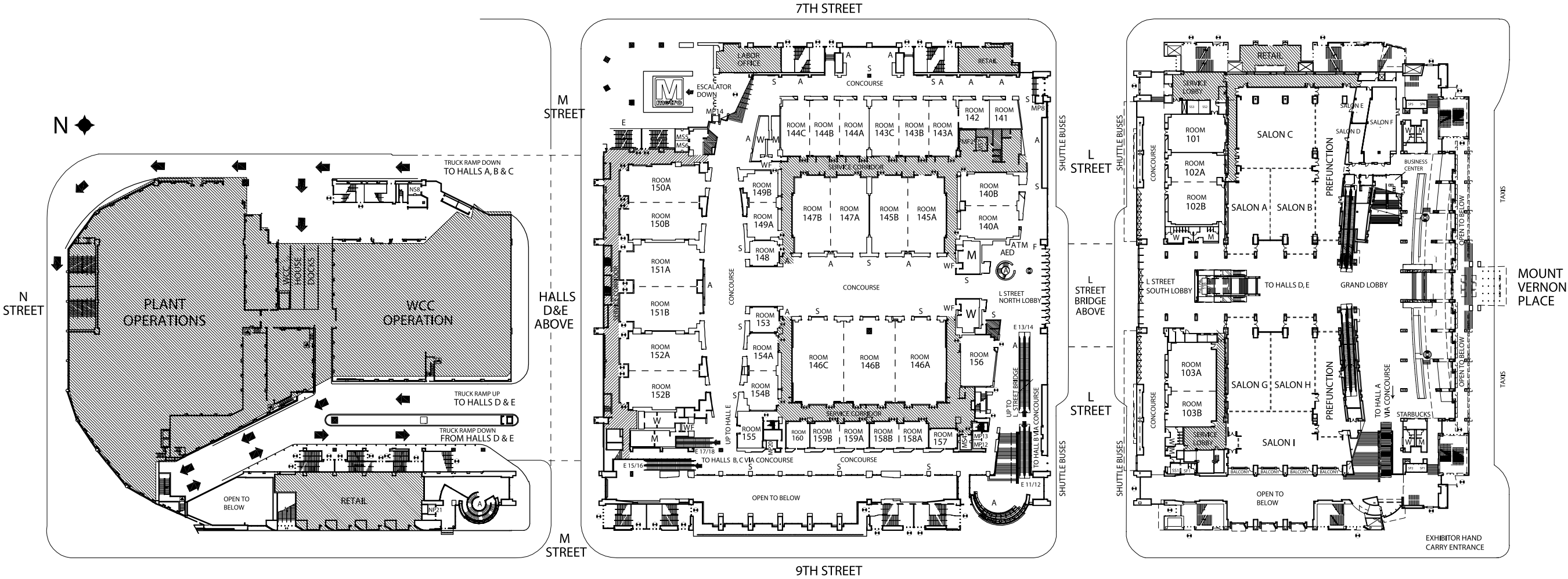
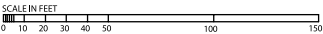
# Street Level

(LEVEL 1)

Grand Lobby/Registration/Salons A-I  
Meeting Rooms 101-103 & 140-160  
Loading Dock Entrance

## BUILDING LEGEND

<div><div></div><div>- COLUMNS</div></div> <div><div></div><div>W - WOMEN'S RESTROOM</div></div> <div><div></div><div>M - MEN'S RESTROOM</div></div> <div><div></div><div>E - ESCALATOR</div></div> <div><div></div><div>- CONCESSIONS</div></div> <div><div></div><div>- MECHANICAL AREAS</div></div> <div><div></div><div>- EXIT</div></div> <div><div></div><div>- WiFi</div></div>	<div><div></div><div>T - TELEPHONES</div></div> <div><div></div><div>S - STROBES</div></div> <div><div></div><div>F - FIRE EXTINGUISHER CABINET</div></div> <div><div></div><div>A - ART</div></div> <div><div></div><div>WF - WATER FOUNTAIN</div></div> <div><div></div><div>TH - THERMOSTAT</div></div> <div><div></div><div>ATM - AUTOMATIC TELLER MACHINE</div></div> <div><div></div><div>AED - AUTOMATIC EXTERNAL DEFIBRILLATORS</div></div>	<div><div></div><div>ELEVATOR LEGEND</div></div> <div><div></div><div>BUILDING TYPE</div></div> <div><div></div><div>S - SOUTH</div></div> <div><div></div><div>M - MIDDLE</div></div> <div><div></div><div>N - NORTH</div></div> <div><div></div><div>ELEVATOR TYPE</div></div> <div><div></div><div>F - FREIGHT ELEVATOR</div></div> <div><div></div><div>P - PASSENGER ELEVATOR</div></div> <div><div></div><div>S - SERVICE ELEVATOR</div></div> <div><div></div><div>EXAMPLE: MP16=MIDDLE PASSENGER ELEVATOR #16</div></div>	<div><div></div><div>LINETYPE LEGEND</div></div> <div><div></div><div>ROLL-UP DOORS</div></div> <div><div></div><div>AIRWALLS</div></div> <div><div></div><div>LOW CEILING</div></div> <div><div></div><div>SKYFOLD AIRWALLS</div></div>
--	---	---	--

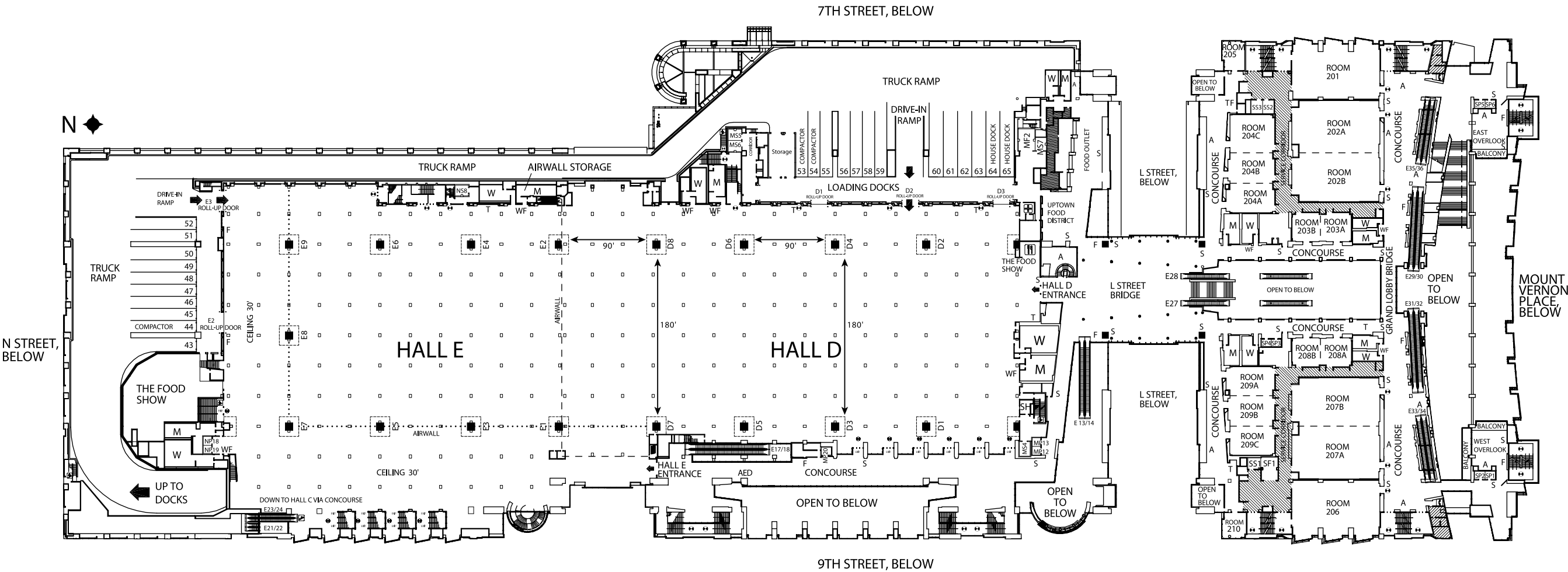



Level Two  
(LEVEL 2)

Exhibit Halls D & E  
Meeting Rooms 201-210  
East and West Overlook

BUILDING LEGEND








<ul style="list-style-type: none"><li>- COLUMNS</li><li>W - WOMEN'S RESTROOM</li><li>M - MEN'S RESTROOM</li><li>E - ESCALATOR</li><li>- CONCESSIONS</li><li>- MECHANICAL AREAS</li><li>- EXIT</li><li>- WIFI</li></ul>	<ul style="list-style-type: none"><li>T - TELEPHONES</li><li>S - STROBES</li><li>F - FIRE EXTINGUISHER CABINET</li><li>A - ART</li><li>WF - WATER FOUNTAIN</li><li>TH - THERMOSTAT</li><li>AED - AUTOMATIC EXTERNAL DEFIBRILLATORS</li></ul>	<p>ELEVATOR LEGEND</p> <p>BUILDING TYPE</p> <ul style="list-style-type: none"><li>S - SOUTH</li><li>M - MIDDLE</li><li>N - NORTH</li></ul> <p>ELEVATOR TYPE</p> <ul style="list-style-type: none"><li>F - FREIGHT ELEVATOR</li><li>P - PASSENGER ELEVATOR</li><li>S - SERVICE ELEVATOR</li></ul> <p>EXAMPLE: MP16=MIDDLE PASSENGER ELEVATOR #16</p>	<p>LINETYPE LEGEND</p> <ul style="list-style-type: none"><li>ROLL-UP DOORS</li><li>AIRWALLS</li><li>LOW CEILING</li></ul>
--	--	---	---



(LEVEL 3)

**Ballroom**  
**Meeting Rooms 301–306**  
**Kitchen**

## BUILDING LEGEND

 - COLUMNS  - WOMEN'S RESTROOM  - MEN'S RESTROOM  - ESCALATOR  - CONCESSIONS  - MECHANICAL AREAS  - EXIT	T - TELEPHONES S - STROBES F - FIRE EXTINGUISHER CABINET A - ART WF - WATER FOUNTAIN TH - THERMOSTAT AED - AUTOMATIC EXTERNAL DEFIBRILLATORS	<b>ELEVATOR LEGEND</b> <hr/> BUILDING TYPE S - SOUTH M - MIDDLE N - NORTH ELEVATOR TYPE F - FREIGHT ELEVATOR P - PASSENGER ELEVATOR S - SERVICE ELEVATOR EXAMPLE: MP16=MIDDLE PASSENGER ELEVATOR #16	<b>LINETYPE LEGEND</b> <hr/> ----- ROLL-UP DOORS --- AIRWALLS ..... LOW CEILING
---	---	---	---

